




Nominal Diameter

5-22

TEMA Swivel Joints

**TDG Series****Technical Description**

Can be used in hydraulic systems where rotating connections are essential, for example on accessories with rotating movements. Depending on design, the body is made of brass (TDG) or steel (TKR) and the rotating axis of surface-purified/stainless steel. Maximum rotation speed: 60 r.p.m.

Advantages

Rotating joints minimise the high wear to the hose, which occurs in hydraulic systems. Solid construction with two plain bearings (TDG) or ball/roller bearings (TKR). Suitable for combining with norm hydraulic components.

Working Temperature

-40°C up to +90°C (NBR) depending on the medium.

FKM on request.

Material

Body
Counterpart
Swivelling Axis

Nut/Adapter

Seals

Type TDG

Brass

Steel, nitrated or Stainless Steel

Steel, Zinc Plated, Yellow passivated, sealed

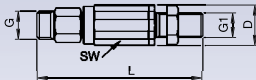
Swivelling Axis made of stainless steel

Type TKR

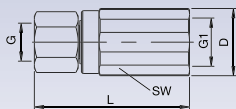
Steel, Zinc Pl., Yellow passivated, sealed
Steel, Zinc Pl., Yellow passivated, sealed
Steel, Hardenend, Zinc Plated, Yellow passivated, sealed
Steel, Zinc Plated, Yellow passivated, sealed
NBR

Type TDG 250 ND 5 = 20 mm**TEMA TDG Series**

Connection G	Connection G1	Hex SW	L mm	D mm	ND	Seal	Type	max. Working Pressure in bar	Part Number	DS
M 16 x 1,5 o.	M 14 x 1,5 o.	22	92	23	5	NBR	4	250	T250 W	■

**Typ TDG 250 ND 6 = 28 mm****TEMA TDG Series**

Connection G	Connection G1	Hex SW	L mm	D mm	ND	Seal	Type	max. Working Pressure in bar	Part Number	DS
G 1/4 i.	G 3/8 i.	22	53	23	6	NBR	1	250	T250	■
G 1/4 i.	G 3/8 i.	22	53	23	6	NBR	1	250	T250 RF ¹⁾	■ □



DS = Delivery Status: ■ in stock

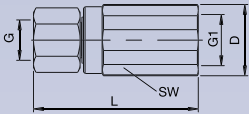
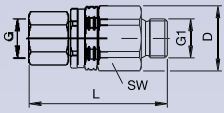
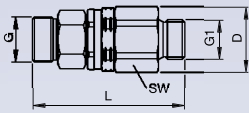
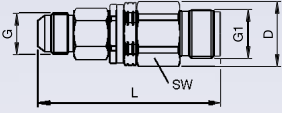
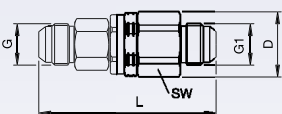
■ □ on short call

□ medium term delivery

¹⁾ Swivelling Axis made of stainless steel

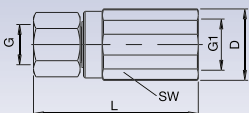
Type TDG 500 ND 11 = 95 mm

TEMA TDG Series

	Connection G	Connection G1	Hex SW	L mm	D mm	ND	Seal	Type	max. Working Pressure in bar	Part Number	DS
 <p>Type 1</p>	G 1/2 i.	G 3/4 i.	32	71	35	11	NBR	1	250	T500	■
	G 1/2 i.	G 3/4 i.	32	71	35	11	NBR	1	250	T500 RF ¹⁾	■□
 <p>Type 1A</p>	G 1/2 i.	G 1/2 o.	32	73	35	11	NBR	1A	250	T500 B	■□
 <p>Type 2</p>	M 18x1,5 o.	G 1/2 o.	32	73	35	11	NBR	2	250	T500 W	■□
	M 26x1,5 o.	G 1/2 o.	32	77	35	11	NBR	2	250	T500 W2	■□
	M 18x1,5 o.	M 22 x 1,5 o.	32	73	35	11	NBR	2	250	T500 W3	■□
	M 22x1,5 o.	G 1/2 o.	32	81	35	11	NBR	2	250	T500 W5	■□
	M 22x1,5 o.	G 1/2 o.	32	81	35	11	FKM	2	250	T500 W5 RFV ¹⁾	■□
	M 24x1,5 o.	G 1/2 o.	32	81	35	11	NBR	2	250	T500 W6	■□
 <p>Type 3</p>	7/8-14UNF o.	G 3/4 o.	32	95	35	11	NBR	3	250	T500-30	■□
	7/8-14UNF o.	G 1/2 o.	32	87	35	11	NBR	3	250	T500-32 ¹⁾	■□
 <p>Type 3A</p>	7/8-14UNF o.	7/8-14UNF o.	32	92	35	11	NBR	3A	250	T500-31	■□
	11/16-12UN o.	G 1/2 o.	32	101	35	11	NBR	3A	250	T500-33	■□

Type TDG 750 ND 17 = 225 mm

TEMA TDG Series

	Connection G	Connection G1	Hex SW	L mm	D mm	ND	Seal	Type	max. Working Pressure in bar	Part Number	DS
	G 3/4 i.	G 1 i.	40	80	35	17	NBR	1	250	T750	■
	G 3/4 i.	G 1 i.	40	80	35	17	NBR	1	250	T750 RF ¹⁾	■□

DS = Delivery Status: ■ in stock

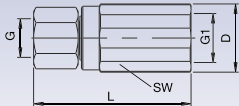
■□ on short call

□□ medium term delivery

¹⁾ Swiveling Axis made of stainless steel

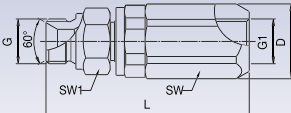
Type TDG 1000 ND 22 = 380 mm

TEMA TDG Series

	Connection G	Connection G1	Hex SW	L mm	D mm	ND	Seal	Type	max. Working Pressure in bar	Part Number	DS
	G 1 i.	G 1 1/4 i.	50	94	43	22	NBR	1	200	T1000	■□
	G 1 i.	G 1 1/4 i.	50	94	43	22	NBR	1	200	T1000 RF ¹⁾	■□

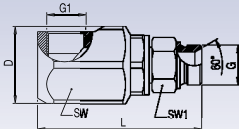
Type TKR ND 6 = 28 mm up to ND 22 = 380 mm

TEMA TKR Series

	Connection G	Connection G1	Hex SW	Hex1 SW1	L mm	D mm	ND	Seal	max. Working Pressure in bar	Part Number	DS
	G 1/4 o.	G 1/4 i.	27	19	88	29	6	NBR	350	T2KR AW13 IW13	■□
	G 3/8 o.	G 3/8 i.	30	22	87	33	9	NBR	350	T3KR AW17 IW17	■□
	G 1/2 o.	G 1/2 i.	32	27	95	35	11	NBR	350	T5KR AW21 IW21	■□
	G 3/4 o.	G 3/4 i.	45	32	109	50	17	NBR	350	T7KR AW26 IW26	■□
	G 1 o.	G 1 i.	50	40	117	55	22	NBR	250	T10KR AW33 IW33	■□

Type TKR 90° ND 6 = 28 mm up to ND 22 = 380 mm

TEMA TKR Series

	Connection G	Connection G1	Hex SW	Hex1 SW1	L mm	D mm	ND	Seal	max. Working Pressure in bar	Part Number	DS
	G 1/4" o.	G 1/4" i.	32	19	93	35	6	NBR	350	T2KR AW13 IW13 S-90	■□
	G 3/8" o.	G 3/8" i.	38	22	95	41	9	NBR	350	T3KR AW17 IW17 S-90	■□
	G 1/2" o.	G 1/2" i.	41	27	108	45	11	NBR	350	T5KR AW21 IW21 S-90	■□
	G 3/4" o.	G 3/4" i.	55	32	125	60	17	NBR	350	T7KR AW26 IW26 S-90	■□
	G 1" o.	G 1" i.	65	40	139	72	22	NBR	250	T10KR AW33 IW33 S-90	■□

DS = Delivery Status:

■ in stock

■□ on short call

□ medium term delivery

¹⁾ Swiveling Axis made of stainless steel

All TKR and TDG 750 RL Swivel Joints are only suitable for oil.