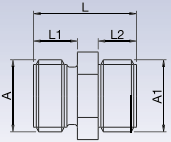


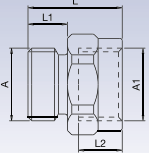
Male x Male Nipple

RECTUS Fittings

	Connection A	Hex SW	L mm	L1 mm	L2 mm	L3 mm	Hex1 SW1	B mm	G mm	Rectu POM Part Number	Rectu CHEM Part Number	DS
	G 1/4 x G 1/8	14	19	8	7					DN 13/10DX	DN 13/10FX	■ □
	G 1/4 x G 1/4	14	19	8	7					DN 13/13DX	DN 13/13FX	■
	G 3/8 x G 1/4	17	28,5	9	9					DN 17/13DX	DN 17/13FX	■
	G 3/8 x G 3/8	21	25	9	9					DN 17/17DX	DN 17/17FX	■
	G 3/8 x G 1/2	21	31,5	9	12					DN 17/21DX	DN 17/21FX	■

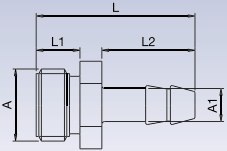
Male x Female Nipple

RECTUS Fittings

	Connection A	Hex SW	L mm	L1 mm	L2 mm	L3 mm	Hex1 SW1	B mm	G mm	Rectu POM Part Number	Rectu CHEM Part Number	DS
	G 1/4 x G 1/8	14	22	8	8					RL 13/10DX	RL 13/10FX	■
	G 1/4 x G 1/4	17	25	8	10					RL 13/13DX	RL 13/13FX	■
	G 3/8 x G 1/4	17	21,5	9	10					RL 17/13DX	RL 17/13FX	■
	G 3/8 x G 3/8	21	21,5	9	10					RL 17/17DX	RL 17/17FX	■
	G 3/8 x G 1/2	17	32,5	9	13					RL 17/21DX	RL 17/21FX	■

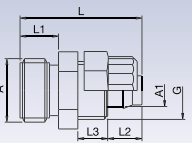
Hose Tale Adaptor

RECTUS Fittings

	Connection A	Hex SW	L mm	L1 mm	L2 mm	L3 mm	Hex1 SW1	B mm	G mm	Rectu POM Part Number	Rectu CHEM Part Number	DS
	G 1/4 x 4 mm	14	29	8	17					GT 13/04DX	GT 13/04FX	■
	G 1/4 x 6 mm	14	29	8	17					GT 13/06DX	GT 13/06FX	■
	G 3/8 x 6 mm	17	39	9	22					GT 17/06DX	GT 17/06FX	■
	G 3/8 x 9 mm	17	39	9	22					GT 17/09DX	GT 17/09FX	■
	G 3/8 x 10 mm	17	39	9	22					GT 17/10DX		■
	G 3/8 x 13 mm	17	42	9	25					GT 17/13DX	GT 17/13FX	■

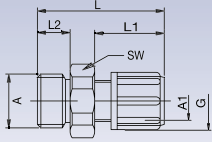
Plastic Screw Connector

RECTUS Fittings

	Connection A	Hex SW	L mm	L1 mm	L2 mm	L3 mm	Conn. A1 mm	G mm	Rectu POM Part Number	Rectu CHEM Part Number	DS
	G 1/4	14	25	8	13		4 x 6	M 10 x 1	EV 13/06 DX	EV 13/06 FX	■ □
	G 1/4	14	25	8	13		6 x 8	M 12 x 1	EV 13/08 DX	EV 13/08 FX	■ □

Screw Connection for PVDF or PE Hoses

RECTUS Fittings

	Connection A	Hex SW	L mm	L1 mm	L2 mm	L3 mm	Conn. A1 mm	G mm	Rectu POM Part Number	Rectu CHEM Part Number	DS
	G 1/4	17	31	17	8		4 x 6	M 10 x 1		EV 13/06 FX04	■
	G 1/4	17	35	21	8		6 x 8	M 12 x 1		EV 13/08 FX06	■ □
	G 3/8	22	38	21	9		6 x 8	M 12 x 1		EV 17/08 FX06	■ □
	G 3/8	22	45	28	9		9 x 12	M 12 x 1		EV 17/12 FX09	■ □
	G 3/8	22	45	28	9		10 x 12	M 12 x 1		EV 17/12 FX10	■ □

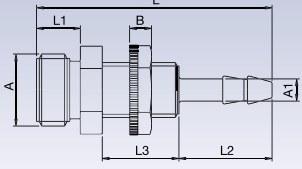
DS = Delivery Status: ■ in stock

■ □ on short call

■ □ medium term delivery

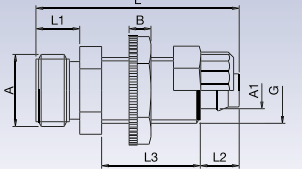
Panel Mount, Standard Hose Connection

RECTUS Fittings

	Connection A	Hex SW	L mm	L1 mm	L2 mm	L3 mm	Hex1 SW1	B mm	G mm	Rectu POM Part Number	Rectu CHEM Part Number	DS
	G 1/4 x 4 mm	14	43	7	8	14	14	4	M 10 x 1	ET 13/04 DX	ET 13/04 FX	■
	G 1/4 x 6 mm	14	43	8	8	14	17	4	M 12 x 1	ET 13/06 DX	ET 13/06 FX	■

Panel Mount, Plastic Hose Connection

RECTUS Fittings

	Connection A	Hex SW	L mm	L1 mm	L2 mm	L3 mm	Hex1 SW1	B mm	G mm	Rectu POM Part Number	Rectu CHEM Part Number	DS
	G 1/4 x 4 mm	14	43	7	8	14	14	4	M 10 x 1	ET 13/04 DX	ET 13/04 FX	■
	G 1/4 x 6 mm	14	43	8	8	14	17	4	M 12 x 1	ET 13/06 DX	ET 13/06 FX	■

DS = Delivery Status: ■ in stock □ on short call □ medium term delivery