



Nominal Diameter

# 12

 = 115 mm<sup>2</sup>

RECTUS Series

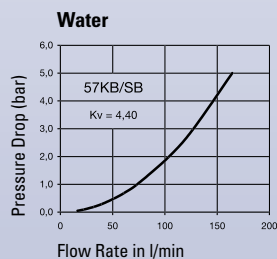
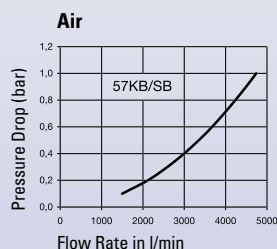
# 57KB



65% of actual size

**Technical Description**

German industrial profile with UltraFlo technology. Optimised structure with respect to size and performance. Robust coupling for compressed air applications. Especially suitable for oscillating forces, due to steel sleeve and steel valve body. Specific application for liquids.

**Chart**

You will find the following alternative versions in our current catalogue on page:

► Brass/Steel Single Shut-off P. 111

**Advantages**

Single handed operation. Minimal pressure drop. High flow valve. No damage to the valve body from collar design.

**Working Pressure**

PB = 35 bar, maximum static working pressure with safety factor of 4 to 1.

**Working Temperature\***

-20°C up to +100°C (NBR)  
-40°C up to +120/150°C (EPDM)  
-15°C up to +200°C (FKM)  
depending on the medium.

\*At a temperature below -20°C and above +100°C special seals are available on request.

**Material****Coupling**

Back Body  
Valve Body  
Sleeve  
Valve  
Spring and Locking Ring  
Locking Balls  
Seals  
Spring Plate

**Standard**

Brass, Nickel Plated  
Steel, Nickel Plated  
Steel Hardened, Nickel Plated  
Brass, Nickel Plated  
AISI 301  
AISI 420  
NBR  
Brass, Nickel Plated

**Plug**

Plug Profile  
Back Body  
Valve  
Spring  
Seal  
Seal  
Spring Plate

Steel Hardened, Nickel Plated  
Brass, Nickel Plated  
Brass, Nickel Plated  
AISI 301  
NBR  
Brass

## Couplings

## RECTUS Series 57KB

	Connection A	Hex SW	L mm	D mm	L1 mm	L2 mm	Hex1 SW1	B mm	G mm	Version	Part Number	DS
<p><b>Male Thread</b></p>	G 1/2	34	98	40	12					Standard	57KB AW21 SPN	■ □
	G 3/4	34	100	40	16					Standard	57KB AW26 SPN	■
	G 1	41	100	40	19					Standard	57KB AW33 SPN	■ □

DS = Delivery Status:

■ in stock

□ on short call

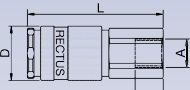
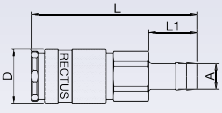
■ □ medium term delivery

# Couplings

# RECTUS Series 57KB

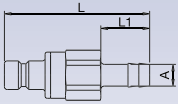
Brass/Steel

Low Pressure

	Connection A	Hex SW	L mm	D mm	L1 mm	L2 mm	Hex1 SW1	B mm	G mm	Version	Part Number	DS
 <p><b>Female Thread</b></p>	G 1/2	34	100	40	19					Standard	57KB IW21 SPN	■ □
	G 3/4	34	100	40	16					Standard	57KB IW26 SPN	■ □
	G 1	41	101	40	20					Standard	57KB IW33 SPN	■ □
 <p><b>Hose Barb</b></p>	16 mm	34	122	40	36					Standard	57KB TF16 SPN	■ □
	19 mm	34	122	40	36					Standard	57KB TF19 SPN	■ □

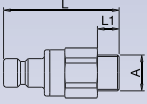
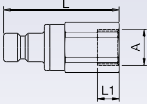
# Valved Plugs

# RECTUS Series 57KB

	Connection A	Hex SW	L mm	D mm	L1 mm	L2 mm	Hex1 SW1	B mm	G mm	Version	Part Number	DS
 <p><b>Hose Barb</b></p>	13 mm	34	101		28					Standard	57SB TF13 SPN	■ □
	16 mm	34	107		36					Standard	57SB TF16 SPN	■ □
	19 mm	34	107		36					Standard	57SB TF19 SPN	■ □

# Valved Plugs

# RECTUS Series 57KB

	Connection A	Hex SW	L mm	D mm	L1 mm	L2 mm	Hex1 SW1	B mm	G mm	Version	Part Number	DS
 <p><b>Male Thread</b></p>	G 3/8	34	86		12					Standard	57SB AW17 SPN	■ □
	G 1/2	34	83		12					Standard	57SB AW21 SPN	■ □
	G 3/4	34	85		16					Standard	57SB AW26 SPN	■ □
	G 1	41	85		19					Standard	57SB AW33 SPN	■ □
 <p><b>Female Thread</b></p>	G 1/2	34	85		19					Standard	57SB IW21 SPN	■ □
	G 3/4	34	85		16					Standard	57SB IW26 SPN	■ □

DS = Delivery Status: ■ in stock

□ on short call

□ medium term delivery