


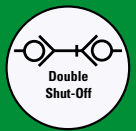
RECTUS Series

25KB



Nominal Diameter

42 mm² = **7,4**



Stainless Steel

Technical Description

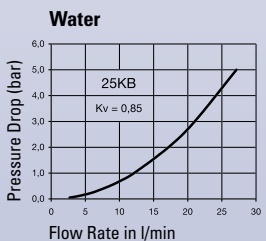
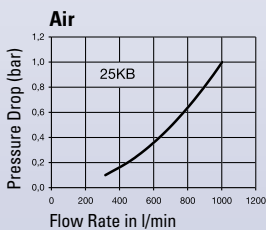
3/8" - 1/2" European industrial profile with UltraFlo technology. High flow performance. Notable for robust design and steel sleeve used with large pneumatic consumers. Optimum use with liquids and aggressive media.

Dust Caps (P. 325)

for coupling Part.-No. SK23S
for plug Part.-No. SK12S



Chart



Advantages

Single handed operation.
Robust design. High flow valve.
No damage to the valve body from collar design.

Working Pressure

PB = 35 bar, maximum static working pressure with safety factor of 4 to 1.

Working Temperature*

-15°C up to +200°C (FKM)
0°C up to +316°C (FFKM)
depending on the medium.

*At a temperature below -15°C and above +200°C special seals are available on request.

actual size



Material

AISI 303

AISI 316 L

Coupling

Back Body
Valve Body
Sleeve
Valve
Spring and Locking Ring
Locking Balls
Seals
Inner Sleeve
Spring Plate

AISI 303
AISI 303
AISI 303
AISI 303
AISI 301
AISI 316
FKM
AISI 303
AISI 303

AISI 316 L
AISI 316 L
AISI 316 L
AISI 316 L
AISI 316 Ti
AISI 316 L
FKM
AISI 316 L
AISI 316 L

Plug

Plug Profile
Back Body
Valve
Spring
Seal

AISI 303
AISI 303
AISI 303
AISI 301
FKM

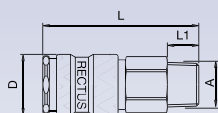
AISI 316 L
AISI 316 L
AISI 316 L
AISI 316 Ti
FKM

You will find the following alternative versions in our current catalogue on page:

- ▶ Stainless Steel Single Shut-off P. 180
- ▶ Stainless Steel Dry-Break P. 218
- ▶ Brass/Steel P. 73
- ▶ Safety P. 260
- ▶ Safety Self-Venting P. 280
- ▶ Coded Systems P. 297

Couplings

RECTUS Series 25KB



Male Thread

Connection A	Hex SW	L mm	D mm	L1 mm	L2 mm	Hex1 SW1	B mm	G mm	Version	Part Number	DS
G 1/4	19	59,5	23	10,5					AISI 303	25KB AW13 RVX	■
									AISI 316 L	25KB AW13 EVX	■
G 3/8	19	57,5	23	9					AISI 303	25KB AW17 RVX	■
									AISI 316 L	25KB AW17 EVX	■
G 1/2	24	60,5	23	12					AISI 303	25KB AW21 RVX	■
									AISI 316 L	25KB AW21 EVX	■
M 16 x 1,5	19	59	23	10,5					AISI 303	25KB AM16 RVX	■
									AISI 316 L	25KB AM16 EVX	■

DS = Delivery Status

■ in stock

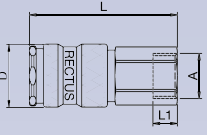
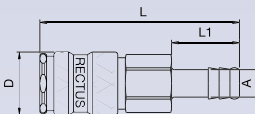
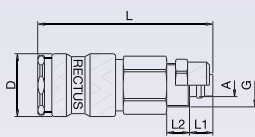
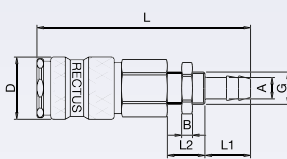
■ on short call

□ medium term delivery

Low Pressure

Couplings

RECTUS Series 25KB

	Connection A	Hex SW	L mm	D mm	L1 mm	L2 mm	Hex1 SW1	B mm	G mm	Version	Part Number	DS
 <p>Female Thread</p>	G 1/4	19	55,5	23	10					AISI 303	25KB IW13 RVX	■
										AISI 316 L	25KB IW13 EVX	■
	G 3/8	19	54,5	23	9					AISI 303	25KB IW17 RVX	■
										AISI 316 L	25KB IW17 EVX	■
	G 1/2	24	57,5	23	12					AISI 303	25KB IW21 RVX	■
										AISI 316 L	25KB IW21 EVX	■
	M 14 x 1,5	19	54,5	23	9					AISI 303	25KB IM14 RVX	■
	M 16 x 1,5	19	54,5	23	9					AISI 303	25KB IM16 RVX	■
	M 18 x 1,5	22	54,5	23	9					AISI 303	25KB IM18 RVX	■
 <p>Hose Barb</p>	6 mm	19	73,5	23	25					AISI 303	25KB TF06 RVX	■
										AISI 316 L	25KB TF06 EVX	■
	8 mm	19	73,5	23	25					AISI 303	25KB TF08 RVX	■
										AISI 316 L	25KB TF08 EVX	■
	9 mm	19	73,5	23	25					AISI 303	25KB TF09 RVX	■
										AISI 316 L	25KB TF09 EVX	■
 <p>Plastic Hose Connection</p>	6 x 8 mm	19	61	23	7	6		M 12 x 1		AISI 303	25KB K008 RVX	■
										AISI 316 L	25KB K008 EVX	■
	8 x 10 mm	19	64,5	23	9	8		M 16 x 1		AISI 303	25KB K010 RVX	■
										AISI 316 L	25KB K012 EVX	■
	9 x 12 mm	19	64,5	23	9	8		M 16 x 1		AISI 303	25KB K012 RVX	■
										AISI 316 L	25KB K012 EVX	■
 <p>Panel Mount, Hose Barb</p>	10 mm	19	79,5	23	25	14	19	4	M 14 x 1	AISI 303	25KB TS10 RVX	■

DS = Delivery Status

■ in stock

■ on short call

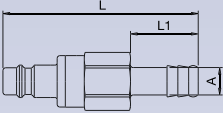
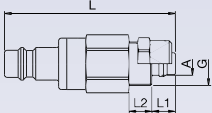
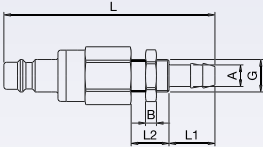
■ medium term delivery

Valved Plugs

RECTUS Series 25KB

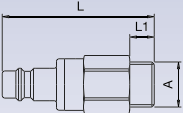
Stainless Steel

Low Pressure

	Connection A	Hex SW	L mm	D mm	L1 mm	L2 mm	Hex1 SW1	B mm	G mm	Version	Part Number	DS	
 <p>Hose Barb</p>	6 mm	19	72		25					AISI 303	25SB TF06 RVX	<input checked="" type="checkbox"/>	
										AISI 316 L	25SB TF06 EVX	<input checked="" type="checkbox"/>	
	8 mm	19	72		25					AISI 303	25SB TF08 RVX	<input checked="" type="checkbox"/>	
										AISI 316 L	25SB TF08 EVX	<input checked="" type="checkbox"/>	
	9 mm	19	72		25					AISI 303	25SB TF09 RVX	<input checked="" type="checkbox"/>	
										AISI 316 L	25SB TF09 EVX	<input checked="" type="checkbox"/>	
	10 mm	19	72		25					AISI 303	25SB TF10 RVX	<input checked="" type="checkbox"/>	
										AISI 316 L	25SB TF10 EVX	<input checked="" type="checkbox"/>	
	13 mm	19	72		25					AISI 303	25SB TF13 RVX	<input checked="" type="checkbox"/>	
										AISI 316 L	25SB TF13 EVX	<input checked="" type="checkbox"/>	
 <p>Plastic Hose Connection</p>	4 x 6 mm	19	59		7	6			M 10 x 1	AISI 303	25SB K006 RVX	<input checked="" type="checkbox"/>	
	6 x 8 mm	19	59		7	6			M 12 x 1	AISI 303	25SB K008 RVX	<input checked="" type="checkbox"/>	
											AISI 316 L	25SB K008 EVX	<input checked="" type="checkbox"/>
	8 x 10 mm	19	63		8,5	8,5			M 16 x 1	AISI 303	25SB K010 RVX	<input checked="" type="checkbox"/>	
	9 x 12 mm	19	63		8,5	8,5			M 16 x 1	AISI 303	25SB K012 RVX	<input checked="" type="checkbox"/>	
										AISI 316 L	25SB K012 EVX	<input checked="" type="checkbox"/>	
 <p>Panel Mount, Hose Barb</p>	6 mm	19	74		17	10	17	4	M 12 x 1	AISI 303	25SB TS06 RVX	<input checked="" type="checkbox"/>	
	8 mm	19	78		17	14	17	4	M 12 x 1	AISI 303	25SB TS08 RVX	<input checked="" type="checkbox"/>	
	10 mm	19	78		17	14	19	4	M 14 x 1	AISI 303	25SB TS10 RVX	<input checked="" type="checkbox"/>	

Valved Plugs

RECTUS Series 25KB

	Connection A	Hex SW	L mm	D mm	L1 mm	L2 mm	Hex1 SW1	B mm	G mm	Version	Part Number	DS
 <p>Male Thread</p>	G 1/8	19	54		7					AISI 303	25SB AW10 RVX	<input checked="" type="checkbox"/>
										AISI 316 L	25SB AW10 EVX	<input checked="" type="checkbox"/>
	G 1/4	19	58		10					AISI 303	25SB AW13 RVX	<input checked="" type="checkbox"/>
										AISI 316 L	25SB AW13 EVX	<input checked="" type="checkbox"/>
	G 3/8	19	56		9					AISI 303	25SB AW17 RVX	<input checked="" type="checkbox"/>
										AISI 316 L	25SB AW17 EVX	<input checked="" type="checkbox"/>
	G 1/2	24	59		12					AISI 303	25SB AW21 RVX	<input checked="" type="checkbox"/>
										AISI 316 L	25SB AW21 EVX	<input checked="" type="checkbox"/>

DS = Delivery Status

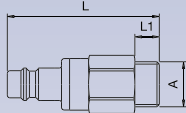
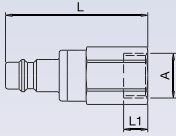
in stock

on short call

medium term delivery

Valved Plugs

RECTUS Series 25KB

	Connection A	Hex SW	L mm	D mm	L1 mm	L2 mm	Hex1 SW1	B mm	G mm	Version	Part Number	DS
 <p>Male Thread</p>	M 16 x 1,5	19	57,5		10,5					AISI 303	25SB AM16 RVX	■□
										AISI 316 L	25SB AM16 EVX	■□
	M 18 x 1,5	19	58		11					AISI 303	25SB AM 18 RVX	■□
 <p>Female Thread</p>	G 1/4	19	54		10					AISI 303	25SB IW13 RVX	■□
										AISI 316 L	25SB IW13 EVX	■□
	G 3/8	19	53		9					AISI 303	25SB IW17 RVX	■□
										AISI 316 L	25SB IW17 EVX	■□
	G 1/2	24	56		12					AISI 303	25SB IW21 RVX	■□
										AISI 316 L	25SB IW21 EVX	■□
	M 18 x 1,5	22	53		9					AISI 303	25SB IM18 RVX	■□

DS = Delivery Status

■□ in stock

■□ on short call

■□ medium term delivery