



Self-Venting System

Nominal Diameter

5,5

 = 25 mm²

RECTUS Series



24KE

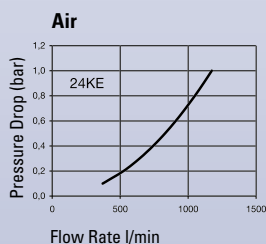
85% of actual size



Technical Description

The connection is made the same way as with all other quick connect coupling series, by simply pushing the plug in the coupling. The audible latching when the plug is securely in place signifies that the coupling is locked. The sleeve must be pulled back to release the first locking system before it can be disconnected. This closes the coupling valve. The compressed downstream air can now escape from the plug (hose). Pulling the sleeve back a second time releases the second locking system. The connection can now be safely undone. This self-venting coupling, designed for bleeding off trapped air, is not suitable for direct connection to compressed air tools.

Chart



Advantages

The system fulfils the requirements of ISO 4414.

- increased safety standards in the work place
- the plastic sleeve does not scratch working surfaces

Caution

Not recommended for direct connection to compressed air tools. Reliable functioning can only be guaranteed in conjunction with original RECTUS plugs made of steel.

Working Pressure

PB = 12 bar, maximum static working pressure with safety factor of 4 to 1.

Working Temperature

-20°C up to +60°C (NBR) depending on the medium.

Material

Coupling

Back Body
Valve Body
Sleeve
Valve
Spring and Locking Ring
Pins
Seals
Locking Balls

Standard

Brass, Nickel Plated
Brass, Nickel Plated
Thermoplastic
Brass
AISI 301
AISI 420
NBR
AISI 420

Plug

Steel Hardened, Nickel Plated

You will find the following alternative versions in our current catalogue on page:

► Brass/Steel Single Shut-off P. 58

Couplings

RECTUS Series 24KE

	Connection A	Hex SW	L mm	D mm	L1 mm	L2 mm	H mm	B mm	G mm	Version	Part Number	DS
<p>Male Thread</p>	R 1/4	22	58	31	9					Standard	24KE AK13 MPN	■ □
	R 3/8	22	58	31	9					Standard	24KE AK17 MPN	■
	R 1/2	24	63	31	12					Standard	24KE AK21 MPN	■
<p>Female Thread</p>	G 1/4	22	57	31	9					Standard	24KE IW13 MPN	■ □
	G 3/8	22	57	31	9					Standard	24KE IW17 MPN	■ □

DS = Delivery Status:

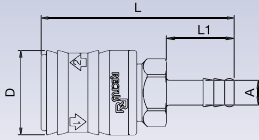
■ in stock

■ □ on short call

■ □ medium term delivery

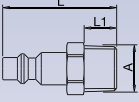
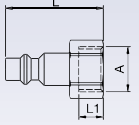
Couplings

RECTUS Series 24KE

	Connection A	Hex SW	L mm	D mm	L1 mm	L2 mm	H mm	B mm	G mm	Version	Part Number	DS
 <p>Hose Barb</p>	6 mm	22	71	31	25					Standard	24KE TF06 MPN	☐
	8 mm	22	71	31	25					Standard	24KE TF08 MPN	■
	9 mm	22	71	31	25					Standard	24KE TF09 MPN	☐
	10 mm	22	71	31	25					Standard	24KE TF10 MPN	■
	13 mm	22	71	31	25					Standard	24KE TF13 MPN	☐

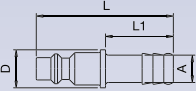
Plugs

RECTUS Series 23SF

	Connection A	Hex SW	L mm	D mm	L1 mm	L2 mm	H mm	B mm	G mm	Version	Part Number	DS
 <p>Male Thread</p>	R 1/8	13	39		9					Standard	23SF AK10 SXN	■
	R 1/4	14	42		12					Standard	23SF AK13 SXN	■
	R 3/8	17	42		12					Standard	23SF AK17 SXN	■
	R 1/2	22	48		17					Standard	23SF AK21 SXN	■
 <p>Female Thread</p>	G 1/8	14	36		9					Standard	23SF IW10 SXN	■
	G 1/4	17	36		9					Standard	23SF IW13 SXN	■
	G 3/8	19	36		9					Standard	23SF IW17 SXN	■
	G 1/2	24	36		12					Standard	23SF IW21 SXN	■

Plugs

RECTUS Series 23SF

	Connection A	Hex SW	L mm	D mm	L1 mm	L2 mm	H mm	B mm	G mm	Version	Part Number	DS
 <p>Hose Barb</p>	6 mm		51	14	25					Standard	23SF TF06 SXN	■
	8 mm		51	14	25					Standard	23SF TF08 SXN	■
	9 mm		51	14	25					Standard	23SF TF09 SXN	■
	10 mm		51	14	25					Standard	23SF TF10 SXN	■
	13 mm		51	14	25					Standard	23SF TF13 SXN	■

DS = Delivery Status:

■ in stock

☐ on short call

☐ medium term delivery