



## Nominal Diameter

# 5

 = 20 mm<sup>2</sup>

## RECTUS Series



# 21KL


actual size



## Technical Description

Mini industrial coupling, internationally the most common profile for this nominal diameter, in double shut-off design. Above average flow performance for liquid and gaseous media. Large band width in materials and valve variants. To be used in small applications like laboratories and chemical processes with aggressive mediums.

## Dust Caps (P. 325)

for coupling Part.-No. SK16S 

## Advantages

Single handed operation.  
Small dimensions. Minimum (hardly noticeable) leakage occurs when disconnecting.  
Air is not trapped in during the connecting process.

## Working Pressure

PB = 8 bar, maximum static working pressure with safety factor of 4 to 1.

## Working Temperature\*

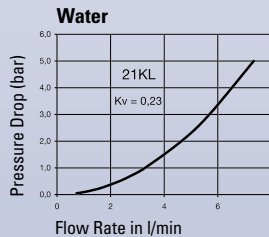
-15°C up to +200°C (FKM)  
0°C up to +316°C (FFKM)  
depending on the medium.

\*At a temperature below -15°C and above +200°C special seals are available on request.

You will find the following alternative versions in our current catalogue on page:

- ▶ Stainless Steel Single Shut-off P. 173
- ▶ Stainless Steel Double Shut-off P. 193
- ▶ Thermoplastics P. 232
- ▶ Brass/Steel P. 34
- ▶ Safety P. 256
- ▶ Coded Systems P. 294

## Chart



## Material

AISI 303

AISI 316 L

## Coupling

Back Body  
Valve Body  
Sleeve  
Valve  
Spring and Locking Ring  
Locking Balls  
Seals  
Inner Sleeve  
Seal bonnet

AISI 303  
AISI 303  
AISI 303  
AISI 303  
AISI 301  
AISI 316  
FKM  
AISI 303  
AISI 303

AISI 316 L  
AISI 316 L  
AISI 316 L  
AISI 316 L  
AISI 316 Ti  
AISI 316  
FKM  
AISI 316 L  
AISI 316 L

## Plug

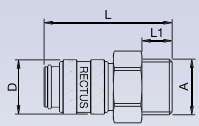
Plug Profile  
Back Body  
Valve  
Spring  
Seal

AISI 303  
AISI 303  
AISI 303  
AISI 301  
FKM

AISI 316 L  
AISI 316 L  
AISI 316 L  
AISI 316 Ti  
FKM

## Couplings

## RECTUS Series 21KL

	Connection A	Hex SW	L mm	D mm	L1 mm	L2 mm	Hex1 SW1	B mm	G mm	Version	Part Number	DS
 <p style="text-align: center;"><b>Male Thread</b></p>	G 1/8	14	36	16	7					AISI 303	21KL AW10 RVX	<input checked="" type="checkbox"/>
										AISI 316 L	21KL AW10 EVX	<input checked="" type="checkbox"/>
	G 1/4	17	38	16	9					AISI 303	21KL AW13 RVX	<input checked="" type="checkbox"/>
										AISI 316 L	21KL AW13 EVX	<input checked="" type="checkbox"/>
	G 3/8	19	38	16	9					AISI 303	21KL AW17 RVX	<input checked="" type="checkbox"/>
										AISI 316 L	21KL AW17 EVX	<input checked="" type="checkbox"/>

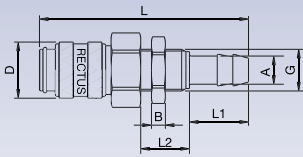
DS = Delivery Status:

 in stock on short call medium term delivery



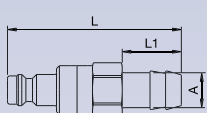
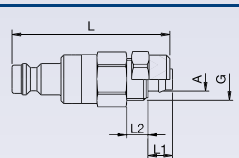
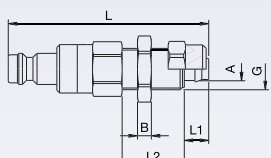
## Couplings

## RECTUS Series 21KL

	Connection A	Hex SW	L mm	D mm	L1 mm	L2 mm	Hex1 SW1	B mm	G mm	Version	Part Number	DS	
 <p><b>Panel Mount, Hose Barb</b></p>	8 mm	17	60	16	17	14	17	4	M 12 x 1	AISI 303	21KL TS08 RVX	<input checked="" type="checkbox"/>	
													<input type="checkbox"/>
													<input type="checkbox"/>
													<input type="checkbox"/>

## Valved Plugs

## RECTUS Series 21KL

	Connection A	Hex SW	L mm	D mm	L1 mm	L2 mm	Hex1 SW1	B mm	G mm	Version	Part Number	DS	
 <p><b>Hose Barb</b></p>	5 mm	14	50		17					AISI 303	21SL TF06 RVX	<input checked="" type="checkbox"/>	
										AISI 316 L	21SL TF06 EVX	<input checked="" type="checkbox"/>	
	6 mm	14	50		17					AISI 303	21SL TF08 RVX	<input checked="" type="checkbox"/>	
										AISI 316 L	21SL TF08 EVX	<input checked="" type="checkbox"/>	
	9 mm	14	50		17					AISI 303	21SL TF10 RVX	<input checked="" type="checkbox"/>	
										AISI 316 L	21SL TF10 EVX	<input checked="" type="checkbox"/>	
	10 mm	14	50		17					AISI 303	21SL TF10 RVX	<input checked="" type="checkbox"/>	
										AISI 316 L	21SL TF06 EVX	<input checked="" type="checkbox"/>	
	6 mm Parker	14	54		20					AISI 303	21SL TP06 RVX	<input checked="" type="checkbox"/>	
	 <p><b>Plastic Hose Connection</b></p>	4 x 6 mm	14	46		7	6			M 10 x 1	AISI 303	21SL K006 RVX	<input checked="" type="checkbox"/>
											AISI 316 L	21SL K006 EVX	<input checked="" type="checkbox"/>
		6 x 8 mm	14	46		7	6			M 12 x 1	AISI 303	21SL K008 RVX	<input checked="" type="checkbox"/>
										AISI 316 L	21SL K008 EVX	<input checked="" type="checkbox"/>	
 <p><b>Panel Mount, Plastic Hose Connection</b></p>	6 x 8 mm	17	58		7	18	17	4	M 12 x 1	AISI 303	21SL KS08 RVX	<input checked="" type="checkbox"/>	
													<input type="checkbox"/>

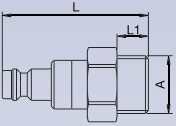
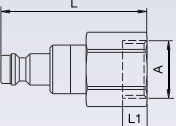
DS = Delivery Status:  in stock on short call medium term delivery

# Valved Plugs

# RECTUS Series 21KL

Stainless Steel

Low Pressure

	Connection A	Hex SW	L mm	D mm	L1 mm	L2 mm	Hex1 SW1	B mm	G mm	Version	Part Number	DS	
 <p><b>Male Thread</b></p>	G 1/8	14	40			7				AISI 303	21SL AW10 RVX	<input checked="" type="checkbox"/>	
										AISI 316 L	21SL AW10 EVX	<input checked="" type="checkbox"/>	
	G 1/4	17	42			9				AISI 303	21SL AW13 RVX	<input checked="" type="checkbox"/>	
										AISI 316 L	21SL AW13 EVX	<input checked="" type="checkbox"/>	
	G 3/8	19	42			9				AISI 303	21SL AW17 RVX	<input checked="" type="checkbox"/>	
										AISI 316 L	21SL AW17 EVX	<input checked="" type="checkbox"/>	
 <p><b>Female Thread</b></p>	G 1/8	14	40			9				AISI 303	21SL IW10 RVX	<input checked="" type="checkbox"/>	
										AISI 316 L	21SL IW10 EVX	<input checked="" type="checkbox"/>	
													<input type="checkbox"/>
													<input type="checkbox"/>
													<input type="checkbox"/>
													<input type="checkbox"/>

DS = Delivery Status:  in stock       on short call       medium term delivery