



Nominal Diameter

6

 = 28 mm²

RECTUS Series



206KL

85 % of actual size



You will find the following alternative versions in our current catalogue on page:

► Brass/Steel

P. 157

Technical Description

Dry-break coupling systems, which stand out for their extremely low leakage rates and a minimum volume of dead space. No air locks whatsoever during connecting and negligible film of channelled medium on the valve bodies when disconnecting. Coupling systems for applications in sensitive environments, such as in analysis technology, cooling circuits, transport systems and many applications with aggressive medium.

Advantages

Single-handed operation. Easy handling. Ergonomic sleeve shape. Low connecting forces. Valve body protected by collar design.

Extremely low dead volume remaining.

Interchangeability

RECTUS Design

Working Pressure

PB = 15 bar, maximum static working pressure with safety factor of 4 to 1.

Working Temperature*

-20°C to +100°C (NBR)
Other sealing materials available on request.

Material

AISI 316 L

Coupling

Back Body
Valve Body
Sleeve
Valve
Spring and Locking Ring
Locking Balls
Seals

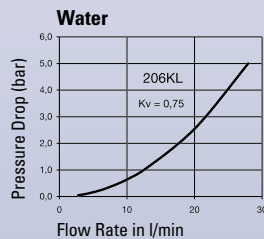
AISI 316 L
AISI 316 L
AISI 316 L
AISI 316 L
AISI 316 Ti
AISI 316
FKM

Plug

Plug Profile
Back Body
Valve
Spring
Seal

AISI 316 L
AISI 316 L
AISI 316 L
AISI 316 Ti
FKM

Chart



Couplings

RECTUS Series 206KL

	Connection A	Hex SW	L mm	D mm	L1 mm	L2 mm	Hex1 SW1	B mm	G mm	Version	Part Number	DS
<p>Male Thread</p>	G 3/8	22	68,5	25,5	9					AISI 316 L	206KL AW17 EVX	■ □
	G 1/2	24	71,5	25,5	12					AISI 316 L	206KL AW21 EVX	■ □
<p>Female Thread</p>	G 3/8	22	68,5	25,5	9					AISI 316 L	206KL IW17 EVX	■ □
	G 1/2	24	71,5	25,5	12					AISI 316 L	206KL IW21 EVX	■ □

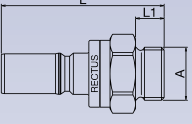
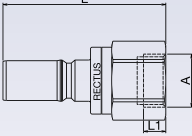
DS = Delivery Status: ■ in stock

□ on short call

□ medium term delivery

Valved Plugs

RECTUS Series 206KL

	Connection A	Hex SW	L mm	D mm	L1 mm	L2 mm	Hex1 SW1	B mm	G mm	Version	Part Number	DS
 <p>Male Thread</p>	G 3/8	22	51		9					AISI 316 L	206SL AW17 EVX	<input checked="" type="checkbox"/>
	G 1/2	24	54		12					AISI 316 L	206SL AW21 EVX	<input checked="" type="checkbox"/>
	G 3/8	22	51		9					AISI 316 L	206SL IW17 EVX	<input checked="" type="checkbox"/>
	G 1/2	24	54		12					AISI 316 L	206SL IW21 EVX	<input checked="" type="checkbox"/>
 <p>Female Thread</p>	G 3/8	22	51		9					AISI 316 L	206SL AW17 EVX	<input checked="" type="checkbox"/>
	G 1/2	24	54		12					AISI 316 L	206SL AW21 EVX	<input checked="" type="checkbox"/>
	G 3/8	22	51		9					AISI 316 L	206SL IW17 EVX	<input checked="" type="checkbox"/>
	G 1/2	24	54		12					AISI 316 L	206SL IW21 EVX	<input checked="" type="checkbox"/>

DS = Delivery Status:

in stock

on short call

medium term delivery