



Nominal Diameter

4

 = 12,5 mm²

RECTUS Series



204KL

actual size

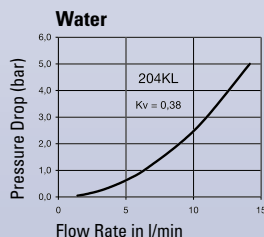


You will find the following alternative versions in our current catalogue on page:

► Stainless Steel P. 210

Technical Description

Dry-break coupling systems, which stand out for their extremely low leakage rates and a minimum volume of dead space. No air locks whatsoever during connecting and negligible film of channelled medium on the valve bodies when disconnecting. Coupling systems for applications in sensitive environments, such as in analysis technology, cooling circuits, transport systems and many applications with aggressive medium.

Chart**Advantages**

Single-handed operation. Easy handling. Ergonomic sleeve shape. Optimised size. Low connecting forces. Valve body protected by collar design.

Extremely low dead volume remainings.

Interchangeability

RECTUS Design

Working Pressure

PB = 15 bar, maximum static working pressure with safety factor of 4 to 1.

Working Temperature

-20°C up to +100°C (NBR)
Other sealing materials available on request.

Material**Coupling**

Back Body
Valve Body
Sleeve
Valve
Spring and Locking Ring
Locking Balls
Seals

Standard

Brass, Nickel Plated
Brass, Nickel Plated
Brass, Nickel Plated
Brass, Nickel Plated
AISI 303
AISI 420
NBR

Plug

Plug Profile
Back Body
Valve
Spring
Seal

Brass, Nickel Plated
Brass, Nickel Plated
Brass, Nickel Plated
AISI 303
NBR

Couplings**RECTUS Series 204KL**

	Connection A	Hex SW	L mm	D mm	L1 mm	L2 mm	Hex1 SW1	B mm	G mm	Version	Part Number	DS
<p>Male Thread</p>	G 1/8	14	45	19	7					Standard	204KL AW10 MPN	■
	G 1/4	17	47	19	9					Standard	204KL AW13 MPN	■
<p>Female Thread</p>	G 1/8	14	45	19	9					Standard	204KL IW10 MPN	■
	G 1/4	17	47	19	9					Standard	204KL IW13 MPN	■

DS = Delivery Status:

■ in stock

□ on short call

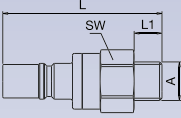
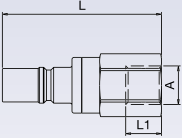
□ medium term delivery

Valved Plugs

RECTUS Series 204KL

Brass/Steel

Low Pressure

	Connection A	Hex SW	L mm	D mm	L1 mm	L2 mm	Hex1 SW1	B mm	G mm	Version	Part Number	DS
 <p>Male Thread</p>	G 1/8	14	40		7					Standard	204SL AW10 MPN	■
	G 1/4	17	42		9					Standard	204SL AW13 MPN	■
	G 1/8	14	40		9					Standard	204SL IW10 MPN	■
	G 1/4	17	42		7					Standard	204SL IW13 MPN	■
 <p>Female Thread</p>	G 1/8	14	40		9					Standard	204SL AW10 MPN	■
	G 1/4	17	42		9					Standard	204SL AW13 MPN	■
	G 1/8	14	40		7					Standard	204SL IW10 MPN	■
	G 1/4	17	42		7					Standard	204SL IW13 MPN	■

DS = Delivery Status: ■ in stock ■ on short call ■ medium term delivery